

THE "BODY"

PRACTICALLY PERFECT, BUILT WITH GREAT CARE AND ATTENTION TO EVEN THE SMALLEST DETAILS

The box structure is a single foamed carcass with high thermal insulation. Insulation is 50 mm thick and achieved by hot injected high density expanded polyurethane, without CFC or HCFC.

The doors can be opened 180°, stopping at 95°, with springless self-closing; they are designed to be reversed even on site, without the need for a service engineer.

The full-length rounded handles are entirely in stainless steel. The door and drawer front headers are fully welded without any plastic elements.

The drawers are provided with stainless steel telescopic guides so that the gastronorm pans can be pulled out vertically; they are strong enough to guarantee a 60 kg load! Perfect closing for doors and drawers is ensured by the use of a double magnet (gasket-frame).



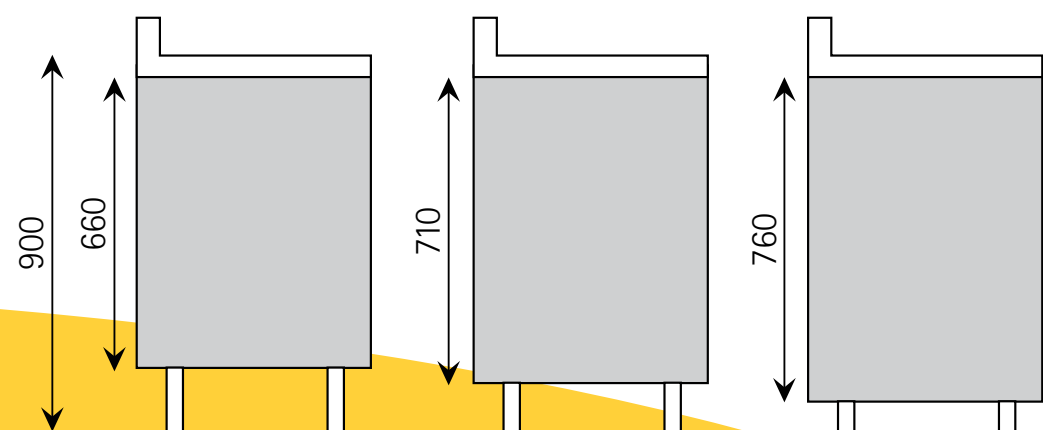
PERFECTLY ADAPTABLE TO OUR CUSTOMERS' SPACE, NEEDS AND WISHES

Starting from the height of the body, which can go from 660 mm to 710 mm or 760 mm according to capacity needs, with the right feet to take height to 900 mm at the work top; can stand on wheels, load-bearing stainless steel plinth or masonry plinth.

Maximum flexibility also for configuration: doors and drawers can be fitted to any compartment and easily interchanged even on site. The minimum volume of the technical compartment makes it possible to exploit all available space for storage.

Special S/S holders make it possible to create compositions of Gastronorm pans inside each drawer.

The stainless steel work tops are independent and can be removed from the rest of the body to integrate fully with equipped structures and inside niches; they are complete with anti-drip edges that prevent infiltrations under the work top and dripping onto door and drawer gaskets.



3 different body heights



IGLU Cold Systems srl
via Agnelli 6, 33083 Villotta di Chions (Pn)
telefono 0434.630840 - fax 0434.639714
www.iglu.it - sales@iglu.it



GASTRONORM COUNTERS

How to feed your business and make it grow



Our Gastronorm counters are entirely in AISI 304 Cr Ni 18/10 stainless steel with mirror finish inside and Scotch-Brite outside, providing quality and aesthetics, guaranteed by careful design.

The LED internal light (standard on all counters with doors) coupled with the mirror finish in the chamber exalt even more its features of easy cleaning and use.

The exclusive "intelligent" defrosting system, together with a system for auto-diagnosis, ensure reliable operation through time.

Absolute compliance with international standards makes this equipment safe and durable, to meet all your expectations. They are also designed to help our customers comply with HACCP standards.

And of course, every unit produced by us undergoes accurate quality control and testing so that you can be sure of our products.



AN "INTELLIGENT" FRIDGE

ABLE TO DIALOGUE WITH THE CHEF AND ADAPT TO ANY WORK PLACE

The electronic thermostat with liquid crystal display writes in full what the equipment is doing and guides you through control and maintenance operations.

With our exclusive "intelligent" system, defrosting takes place only when really necessary, every time it's necessary – independently of the last time it was done: you will no longer have to turn off the fridge or defrost by hand!

Chamber humidity control: humidity can be regulated to the level that adapts best to the foodstuff stored.

HACCP control is standard: holds up to 255 alarms in its memory, and reports all details of the last 16.



HOMOGENEITY, POWER AND CONTROL IN ALL CONDITIONS

Reliability and performance are guaranteed by the cooling components designed to operate in tropicalised climate at 43° C ambient (Class T).

The cooling units are provided with "Schrader" valves for gas re-charging. The gas used in the cooling circuit is CFC-free, in constant compliance with international regulations for the protection of the environment.

Starting from 3-compartments, all models have a double evaporator to ensure perfect homogeneity of the chamber temperature, even in tough environmental situations or with critical loads, with any drawer composition.

On models with 3 or 4 compartments double temperature can be run in the same counter.

The refrigeration unit compartment has a front ventilation system: this means optimal air circulation even with units installed in a composition and/or on a masonry plinth. The condenser and evaporator have a high exchange surface to achieve maximum output by the refrigerating cycle and an excellent level of internal humidity. The special "finger safe" slots in the drawers are particularly generous to allow optimal distribution of the cold.

The evaporator and connection pipes are painted by cataphoresis to ensure maximum protection from corrosion. The control panel is also designed to give maximum protection from infiltration of liquids.

Models prepared for remote refrigerating units have a technical compartment with removable front, complete with controls, electrical wiring and thermostatic valve.

Freezer versions are equipped with easy to replace electrical heating elements inside the plastic frames to prevent the formation of condensation and ice.



SIMPLE AND EASY: WE'VE ALREADY THOUGHT OF EVERYTHING

Easy to clean interior: the top and bottom corners are pressed and fully rounded and ensure perfect cleaning of the chamber; the inside drawers are also rounded for the same purpose.

All the internal elements (guides, racks and condensation trays) can be removed without tools for cleaning.

The entire refrigerating unit is fitted on to a guide and can be pulled out from the front to facilitate extraordinary maintenance operations.

The magnetic gaskets on doors and drawers are easily replaced without tools.

Maximum accessibility and safety facilitate all maintenance: the lower part of the front control panel is also removable without the need for tools to allow regular cleaning of the condenser even by unskilled personnel.

For more important operations, our "intelligent" system is able to assist your engineer's work with an impressive quantity of historic data in real time.

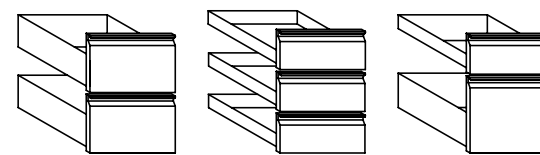
THOSE WHO CHOOSE IGLU KNOW THEY CAN RELY ON PROFESSIONAL SKILLS, RELIABILITY AND EFFICIENCY.



MAINTENANCE



Finally, when maintenance has been carried out, a self-diagnosis test can be launched: operation of your fridge is controlled electronically so that you can be certain everything is working perfectly!



There are 3 drawer compositions available: 2 drawers, 3 drawers, 1 drawer with bottle rack to your requirements.

Also available are locks for drawers and doors, a steel grid to protect the evaporator, and a stainless steel odour separator (models with 3 or 4 compartments).

Remote refrigerator units are also available for both fridges and freezers and a condensation water evaporator tray with heating element for remote models.

We also have at our customers' disposal:

- custom made work tops (thickness of sheet metal used, work top height, height and type of splashback, rounded edges and corners)
- HACCP solutions with the use of integrated printers
- refrigerated wells with independent temperature control
- "saladette" type holes for Gastronorm pans.

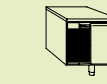
OPTIONS / ACCESSORIES

REFRIGERATED UNITS

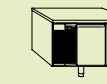
Gas R404a Voltage V1 230 V - 50 Hz Temperature -2° +10° C

With integrated group

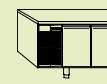
Model	TRG/1V	TRG/1V7	TRG/1V8
Height mm	660	710	760
External dimensions	875x700x900 H		
Capacity in litres	115	172	185
Shelves provided	1	1	2
Power	Absorbed kW 400	Cooling kW 460	



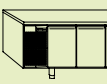
Model	TRG/2V	TRG/2V7	TRG/2V8
Height mm	660	710	760
External dimensions	1230x700x900 H		
Capacity in litres	265	290	315
Shelves provided	2	2	4
Power	Absorbed kW 400	Cooling kW 460	



Model	TRG/3V	TRG/3V7	TRG/3V8
Height mm	660	710	760
External dimensions	1665x700x900 H		
Capacity in litres	415	450	490
Shelves provided	3	3	6
Power	Absorbed kW 430	Cooling kW 460	

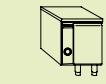


Model	TRG/4V	TRG/4V7	TRG/4V8
Height mm	660	710	760
External dimensions	2100x700x900 H		
Capacity in litres	565	615	675
Shelves provided	4	4	8
Power	Absorbed kW 430	Cooling kW 460	

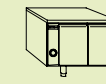


Prepared for remote units

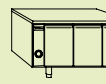
Model	TRGR/1V	TRGR/1V7	TRGR/1V8
Height mm	660	710	760
External dimensions	695x700x900 H		
Capacity in litres	115	172	185
Shelves provided	1	1	2
Cooling power	kW 460		



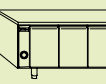
Model	TRGR/2V	TRGR/2V7	TRGR/2V8
Height mm	660	710	760
External dimensions	1050x700x900 H		
Capacity in litres	265	290	315
Shelves provided	2	2	4
Cooling power	kW 460		



Model	TRGR/3V	TRGR/3V7	TRGR/3V8
Height mm	660	710	760
External dimensions	1485x700x900 H		
Capacity in litres	415	450	490
Shelves provided	3	3	6
Cooling power	kW 460		



Model	TRGR/4V	TRGR/4V7	TRGR/4V8
Height mm	660	710	760
External dimensions	1920x700x900 H		
Capacity in litres	565	615	675
Shelves provided	4	4	8
Cooling power	kW 460		

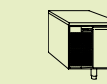


FREEZER UNITS

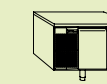
Gas R404a Voltage V1 230 V - 50 Hz Temperature -15° -20° C

With integrated group

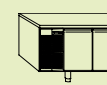
Model	TCG/1V	TCG/1V7	TCG/1V8
Height mm	660	710	760
External dimensions	875x700x900 H		
Capacity in litres	115	172	185
Shelves provided	1	1	2
Power	Absorbed kW 620	Cooling kW 1000	



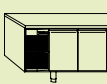
Model	TCG/2V	TCG/2V7	TCG/2V8
Height mm	660	710	760
External dimensions	1230x700x900 H		
Capacity in litres	265	290	315
Shelves provided	2	2	4
Power	Absorbed kW 620	Cooling kW 1000	



Model	TCG/3V	TCG/3V7	TCG/3V8
Height mm	660	710	760
External dimensions	1665x700x900 H		
Capacity in litres	415	450	490
Shelves provided	3	3	6
Power	Absorbed kW 660	Cooling kW 1000	

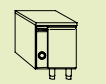


Model	TCG/4V	TCG/4V7	TCG/4V8
Height mm	660	710	760
External dimensions	2100x700x900 H		
Capacity in litres	565	615	675
Shelves provided	4	4	8
Power	Absorbed kW 660	Cooling kW 1000	



Prepared for remote units

Model	TCGR/1V	TCGR/1V7	TCGR/1V8
Height mm	660	710	760
External dimensions	695x700x900 H		
Capacity in litres	115	172	185
Shelves provided	1	1	2
Cooling power	kW 1000		



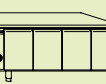
Model	TCGR/2V	TCGR/2V7	TCGR/2V8
Height mm	660	710	760
External dimensions	1050x700x900 H		
Capacity in litres	265	290	315
Shelves provided	2	2	4
Cooling power	kW 1000		



Model	TCGR/3V	TCGR/3V7	TCGR/3V8
Height mm	660	710	760
External dimensions	1485x700x900 H		
Capacity in litres	415	450	490
Shelves provided	3	3	6
Cooling power	kW 1000		



Model	TCGR/4V	TCGR/4V7	TCGR/4V8
Height mm	660	710	760
External dimensions	1920x700x900 H		
Capacity in litres	565	615	675
Shelves provided	4	4	8
Cooling power	kW 1000		



There is also a 600 mm deep version!



With Walliglu, our wall-mounted refrigerated cabinets, you can make full use of the kitchen walls to keep food and dishes cool and to hand.

Made entirely in AISI 304 stainless steel with BA mirror finish inside, they comply fully with international manufacturing standards and will meet all your needs. They are designed to help our customers observe HACCP regulations.

The internal LED light, together with the mirror finish of the cell, make cleaning and use even easier.

Every unit produced by our company undergoes strict quality control and operational tests so you can be reassured and happy with our products.

Mit Walliglu, unseren Hängekühlschränken, können Sie auch die Küchenwände nutzen, um Lebensmittel und Fertigspeisen zu kühlen.

Die komplett aus Edelstahl AISI 304 hergestellten Hängeschränke in der Ausführung Hochglanz BA im Inneren entsprechen den internationalen Normen und kommen Ihren Anforderungen nach. Das Gerät wurde nach den neuesten Vorschriften entwickelt, um die HACCP Normen zu erfüllen.

Die LED Innenbeleuchtung, zusammen mit der Hochglanzausführung der Kühlzelle erleichtern die Reinigung und den Gebrauch.

Jede von unserer Firma hergestellte Einheit wird zu Ihrer Sicherheit strengsten Qualitäts- und Funktionsprüfungen unterzogen.

A PARETE/WALL FITTING

Gas R 404a Tensione/Voltage 230 V-50Hz Temperatura d'esercizio/Temperature +2° +10° C
Temperatura ambiente/Environment temperature +43° C
Potenza/Power: assorbita/absorbed kW 356 max frigorifera/cooling kW 430

		Autonomi With group		Remoti Without group				Motore alto Top fitting group		Autonomi With group		Remoti Without group	
Modello	Porta	Porta cieca/Blind door	PR/1V	PRR/1V	PR/1VH	PRR/1VH	Modello	Porta	Porta cieca/Blind door	PR/2V	PRR/2V	PR/2VH	PRR/2VH
	Porte	Door	1	1	1	1		Porte	Door	2	2	2	2
	Dimensioni	Dimensions	mm	975x450x660 H	975x450x660 H	975x450x660 H		Dimensioni	Dimensions	mm	1450x450x940 H	1450x450x940 H	1450x450x940 H
	Capacità	Capacity	litri/litres	112	112	112		Capacità	Capacity	litri/litres	243	243	243
	Porte	Door	2	2	2	2		Porte	Door	2	2	2	2
	Dimensioni	Dimensions	mm	1620x450x660 H	1620x450x660 H	1620x450x660 H		Dimensioni	Dimensions	mm	1450x450x940 H	1450x450x940 H	1450x450x940 H
	Capacità	Capacity	litri/litres	243	243	243		Capacità	Capacity	litri/litres	243	243	243
	Porte	Door	1	1	1	1		Porte	Door	1	1	1	1
	Dimensioni	Dimensions	mm	975x450x660 H	975x450x660 H	975x450x660 H		Dimensioni	Dimensions	mm	805x450x940 H	805x450x940 H	805x450x940 H
	Capacità	Capacity	litri/litres	112	112	112		Capacità	Capacity	litri/litres	112	112	112
	Porte	Door	2	2	2	2		Porte	Door	2	2	2	2
	Dimensioni	Dimensions	mm	1620x450x660 H	1620x450x660 H	1620x450x660 H		Dimensioni	Dimensions	mm	1450x450x940 H	1450x450x940 H	1450x450x940 H
	Capacità	Capacity	litri/litres	243	243	243		Capacità	Capacity	litri/litres	243	243	243

PASSANTI/PASS-THROUGH MODELS

Gas R 404a Tensione/Voltage 230 V-50Hz Temperatura/Temperature +2° +10° C
Temperatura ambiente/Environment temperature +43° C
Potenza/Power: assorbita/absorbed kW 356 max frigorifera/cooling kW 430

		Autonomi/With group		Remoti/Without group	
Modello	Porta	Porta cieca/Blind door	PRX/1V	PRRX/1V	PRRX/1VH
	Porte	Door	1	1	1
	Dimensioni	Dimensions	mm	975x450x660 H	975x450x660 H
	Capacità	Capacity	litri/litres	112	112
	Porte	Door	2	2	2
	Dimensioni	Dimensions	mm	1620x450x660 H	1620x450x660 H
	Capacità	Capacity	litri/litres	243	243
	Porte	Door	1	1	1
	Dimensioni	Dimensions	mm	975x450x660 H	975x450x660 H
	Capacità	Capacity	litri/litres	112	112
	Porte	Door	2	2	2
	Dimensioni	Dimensions	mm	1620x450x660 H	1620x450x660 H
	Capacità	Capacity	litri/litres	243	243

ESISTE ANCHE LA VERSIONE BT - CONSERVATORE -15/-18° C
THERE IS ALSO A BT VERSION - STORAGE FREEZER -15/-18° C



WALLIGLU

Moltiplica lo spazio della refrigerazione
Multiplies refrigeration space
Vergrößert den Kühlraum



Con Walliglu, i nostri armadi refrigerati pensili, potete sfruttare anche i muri della cucina per tenere al freddo e a portata di mano alimenti e piatti pronti.

Realizzati interamente in acciaio inox AISI 304 con finitura in BA lucidato "a specchio" all'interno, sono perfettamente conformi alle normative costruttive internazionali e in grado di soddisfare ogni vostra necessità. Sono inoltre progettati per aiutare i nostri clienti ad ottemperare alle norme HACCP.

La luce interna a LED accoppiata alla finitura a specchio della cella esalta ancor più la pulibilità e la facilità d'uso.

Ogni unità prodotta dalla nostra azienda viene scrupolosamente sottoposta ad accurati controlli qualitativi e collaudi funzionali per la vostra sicurezza e tranquillità.



IL "CORPO"

REALIZZAZIONE ATTENTA E ACCURATA IN OGNI MINIMO DETTAGLIO

I nostri armadi refrigerati pensili Walliglu sono costruiti interamente in acciaio inox AISI 304, con struttura in monoscocca schiumata, priva di CFC e HCFC.

Anche la maniglia a tutta lunghezza è totalmente in acciaio inox.

Le porte sono autochiudenti, senza molla né ricambi; le guarnizioni magnetiche sono facilmente sostituibili.

Le staffe di fissaggio ultra-robuste sono fornite di serie.

Cielo e suola completamente raggiati in monostampata assicurano la perfetta pulibilità dell'interno.

THE "BODY"

EVERY MINIMUM DETAIL IS CAREFULLY AND PRECISELY MADE

Our Walliglu refrigerated wall units are made entirely in AISI 304 stainless steel, with CFC and HCFC free foamed single carcass structure.

The full-length handle is also entirely in stainless steel.

The doors are self-closing, without springs or the need for spares; the magnetic gaskets are easily replaced.

The units come with ultra-strong brackets.

Completely rounded single pressed tops and bottoms facilitate perfect cleaning of the interior.

DER KORPUS

SORGFÄLTIGE AUSFÜHRUNG BIS INS KLEINSTE DETAIL

Unsere Hängekühlschränke Walliglu sind komplett aus Edelstahl AISI 304 hergestellt und werden in einem Stück geschäumt, ohne CFC und HCFC.

Auch der Griff über die gesamte Länge ist aus Edelstahl.

Die Türen sind selbst schließend, ohne Feder und Ersatzteile; die Magnetdichtungen sind einfach auszuwechseln.

Die Befestigungselemente sind äußerst widerstandsfähig und werden serienmäßig geliefert.

Die abgerundeten Deck- und Bodenplatten gewährleisten perfektes Reinigen der Schrankinnenseite.



UNA REFRIGERAZIONE "INTELLIGENTE"

HOMOGENEA, POTENTE E COSTANTEMENTE SOTTO CONTROLLO

La componentistica refrigerante è progettata per funzionare in clima tropicalizzato a 43° C ambiente (Classe T).

Il termostato elettronico con display a cristalli liquidi vi scrive per esteso cosa sta facendo l'apparecchiatura, e vi guida nelle operazioni di controllo e manutenzione. Il gas refrigerante utilizzato è R 404a, privo di CFC e amico dell'ambiente.

Grazie al sistema esclusivo di sbrinamento "intelligente", questo avviene solo quando serve davvero, e tutte le volte che è necessario - indipendentemente da quando era avvenuto l'ultima volta: non dovrete più spegnere il frigorifero o effettuare sbrinamenti a mano!

I modelli Walliglu remoti hanno il vano tecnico completo di comandi, impianto elettrico e valvola termostatica.

L'evaporatore e le connessioni sono verniciate anticorrosione.

Valvola "Schrader" per ricarica gruppo.

Controllo HACCP di serie: tiene in memoria fino a 255 allarmi, e degli ultimi 16 riporta tutti i dettagli.

"INTELLIGENT" REFRIGERATION

HOMOGENEOUS, POWERFUL AND CONSTANTLY UNDER CONTROL

The cooling components are designed to operate in a tropicalized climate at an ambient temperature of 43°C (Class T).

The electronic thermostat with liquid crystal display gives a fully written description of what the appliance is doing, and guides you through control and maintenance operations. The refrigerating gas used is R 404a, which is CFC free and environmentally friendly.

Our exclusive "intelligent" defrost system operates only when really necessary and every time it is required - without considering the last time it took place: no more need to turn off the fridge and defrost by hand!

Walliglu remote models have a technical compartment complete with controls, electricals and thermostatic valve.

The evaporator and connections are coated with anti-corrosion paint.

Gas is recharged by means of a Schrader valve.

All models have HACCP control with a memory of up to 255 alarms; the last 16 carry full details.



EINE "INTELLIGENTE" KÜHLUNG

GLEICHMÄSSIG, LEISTUNGSFÄHIG UND STÄNDIG UNTER KONTROLLE

Die Kühlkomponenten sind tropfenfest bis +43°C Raumtemperatur (Klasse T).

Der elektronische Thermostat mit Flüssigkristallanzeige zeichnet im Detail auf, was das Gerät macht und führt Sie bei den Einstellungen und Instandhaltungsarbeiten. Die Geräte werden mit umweltfreundlichem Kühlmittel R 404° betrieben, ohne CFC.

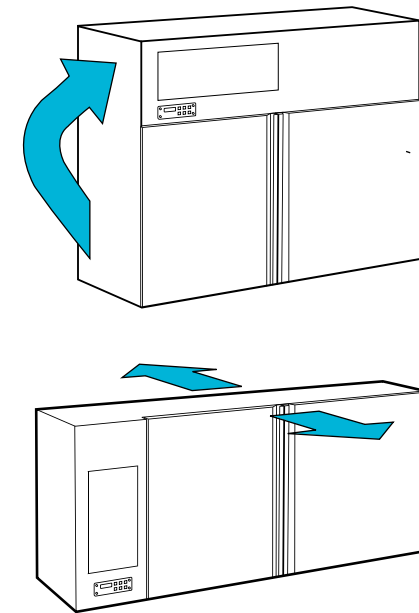
Dank des exklusiven "intelligenten" Abtausystems, das nur einschaltet, wenn effektiv erforderlich - unabhängig davon, wann der letzte Abtauzyklus stattgefunden hat: Sie müssen den Kühlschrank nicht mehr ausschalten und manuell abtauen!

Bei den Modellen Walliglu mit zentralisierter Kühlung ist das Installationsfach mit Steuerelementen, elektrischer Anlage und Thermostatventil ausgestattet.

Der Verdampfer und die Anschlüsse sind mit korrosionsbeständigem Lack versehen.

"Schrader" Ventil zum Aufladen der Kühleinheit.

Serienmäßige HACCP Steuerung; speichert bis zu 255 Alarme und zeichnet alle Details von den letzten 16 Alarmen auf.



Walliglu è disponibile anche con vano tecnico in alto e in versione passante.

Walliglu also comes with top fitting technical compartment and as a pass-through version.

Walliglu ist auch mit oberem Installationsfach und in durchgehender Version lieferbar.



LA MANUTENZIONE

SEMPLICE E FACILISSIMA: ABBIAMO PENSATO A TUTTO NOI

Tutti gli elementi interni (guide, cremagliere e vaschetta raccoglicondensa) sono amovibili per consentire una perfetta pulibilità.

Le guarnizioni magnetiche di porte e cassetti sono facilmente sostituibili.

E in caso di interventi più importanti, il nostro sistema "intelligente" è in grado di supportare il vostro frigorista con una mole impressionante di dati storici ed in tempo reale per aiutarlo nel suo lavoro.

Una volta effettuata la manutenzione, è possibile lanciare un test di auto-diagnosi: il corretto funzionamento del vostro frigorifero viene controllato elettronicamente così alla fine del test potete essere davvero certi che tutto è perfettamente a posto!

MAINTENANCE


COULDN'T BE EASIER: WE'VE THOUGHT OF EVERYTHING

All the internal elements (guides, racks and condensation trays) can be removed for perfect cleaning.

The magnetic gaskets on doors and drawers are easily replaced without the need for tools.

When more complex operations are involved our "intelligent" system will aid your engineer with an impressive collection of historical and real time data.

Once maintenance has been carried out a self-diagnosing test can be launched: proper operation of your fridge is checked electronically; at the end of the test you can be really sure that everything is in perfect order!



DIE INSTANDHALTUNG


EINFACH UND PROBLEMLOS; WIR HABEN AN ALLES GEDACHT

Alle Innenelemente (Führungen und Kondensammelschale) sind entfernbar, um perfekte Reinigung zu gewährleisten.

Die Magnetdichtungen von Türen und Schubladen können leicht ohne Werkzeug ausgewechselt werden.

Bei größeren Reparaturen ist unser "intelligentes" System in der Lage, Ihren Techniker in Echtzeit mit einer Vielzahl von Daten bei der Arbeit zu unterstützen.

Nach den Instandhaltungsarbeiten kann ein Selbstdiagnostetest gestartet werden: der einwandfreie Betrieb Ihres Kühlschranks wird elektronisch kontrolliert, so dass Sie am Ende des Tests wirklich sicher sein können, dass alles in Ordnung ist!



OPZIONI E ACCESSORI

A richiesta con i nostri modelli Walliglu si può avere la serratura.

- Sono disponibili inoltre:
- telaio di supporto per l'applicazione al banco
 - telaio per il fissaggio al soffitto
 - kit di illuminazione esterna
 - bacinella di evaporazione acqua di sbrinamento.

OPTIONS AND ACCESSORIES

At your request, Walliglu units can be provided with locks.

Also available:

- support frame for fitting on a counter
- frame for fixing to the ceiling
- external illumination kit
- defrost water evaporation tray.

OPTIONEN UND ZUBEHÖR

Auf Anfrage können unsere Modelle Walliglu auch komplett mit Schloss geliefert werden.

Ferner lieferbar sind:

- Rahmen für das Aufstellen auf der Theke
- Rahmen zur Befestigung an der Decke
- Außenbeleuchtung
- Abtauwasser-Verdunstungsschale.